



# FACTSHEET

## As of 31 July 2024

# CGCC GUARANTEE PROGRESS



www.cgcc.com.kh

**Guaranteed Account (GA)**  
**2522**

**Outstanding Guaranteed Amount**  
**USD 99.69million Equi.**

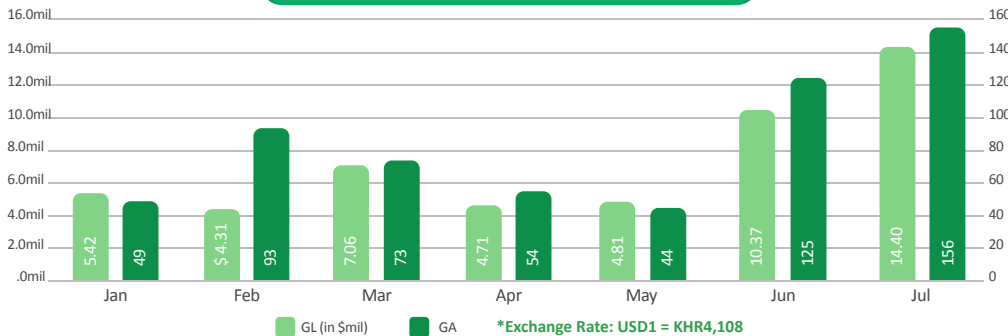
**Guaranteed Loan (GL)**  
**USD 215.68million Equi.**

**NPL Ratio**  
**9.70%**

**Outstanding Guaranteed Loan**  
**USD 137.20million Equi.**

**Claim Amount**  
**USD 820,582**

### Monthly Guarantee Performance (2024)



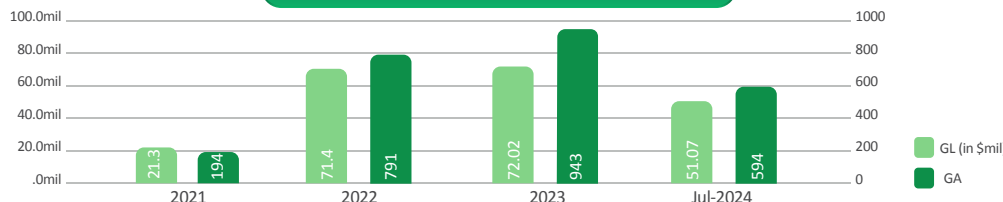
### July Average Turn Around Time/GA

	IGS	PGS
CGCC	2 Days	0.5 Day
CGCC & PFIs	3.5 Days	0.5 Day

### Portfolio Guarantee Schemes (PGS)


	Total	Outstanding
PGS Schemes	15	13
PGS Size	USD 54 mil	USD 50 mil
GA	442	315
GL	USD 16.15 mil	USD 12.72 mil
PFIs	7	7

### Annual Guarantee Performance




### KHR Loan (GA)

Total Guaranteed Loan  
**123.6bil**

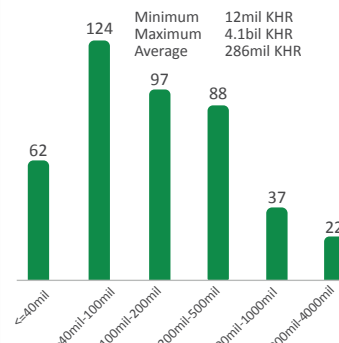


### USD Loan (GA)

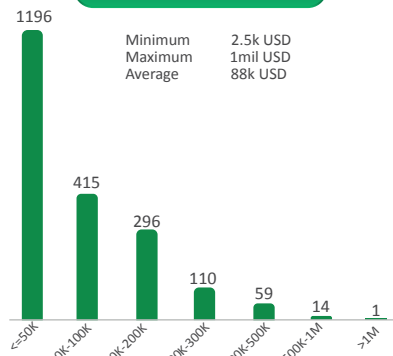
Total Guaranteed Loan  
**185.59mil**



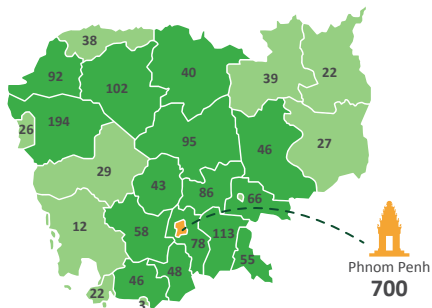
### Loan Size in KHR (GA)



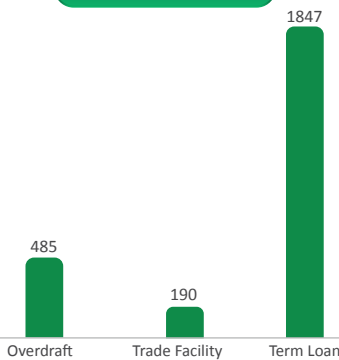
### Loan Size in USD (GA)



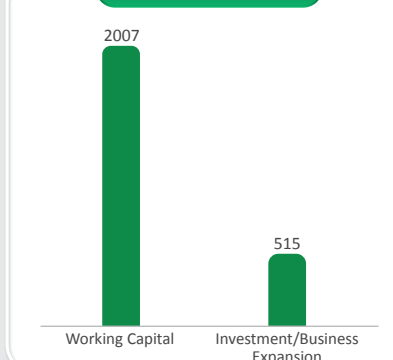
### Geographical Coverage (IGS)\*



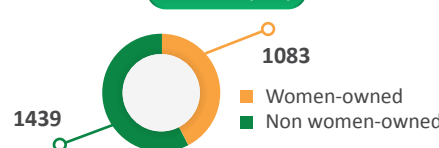
### Loan Facility (GA)



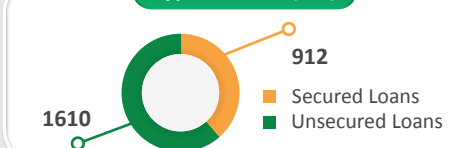
### Loan Purpose (GA)



### Gender (GA)



### Type of Loan (GA)



### Type of Borrower (GA)

